

Realogics

Sotheby's
INTERNATIONAL REALTY

'21 QUARTERLY MARKET REPORT

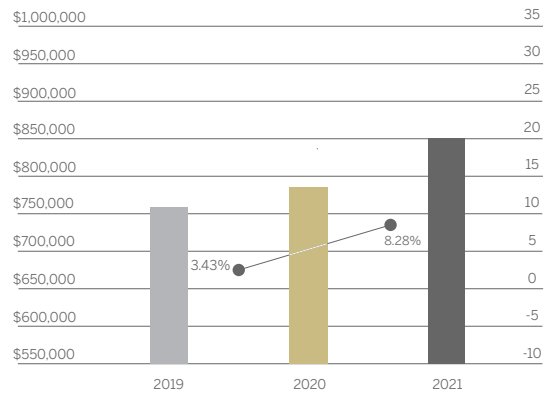
Seattle

Q1 JANUARY - MARCH 2021

The first quarter of the year has historically been slower compared to the long spring days in the second quarter, but the number of homes sold in Seattle was up 32 percent compared to this time last year. With it, the median price is up 8.28 percent compared to last year, and the price per square foot, up 11 percent. There is certainly competition in this seller's market, with fewer homes for sale year-over-year, and the home prices are rising, but not at the increases seen rates across other Puget Sound areas, including the Eastside, Bainbridge Island, and Mercer Island.

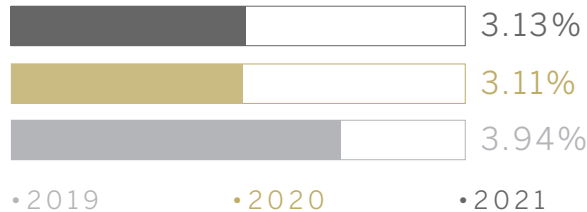
\$850K

MEDIAN SALES PRICE
Single-Family Homes Q1-2021



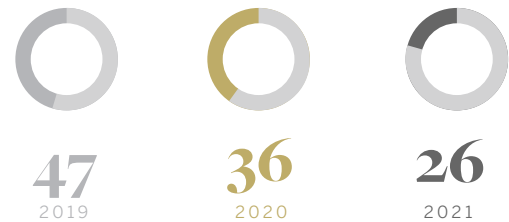
INTEREST RATES

30-year fixed rate for conventional mortgage loan
(Current and historic mortgage rates sourced from Caliber Home Loans)



AVERAGE DAYS ON MARKET

Q1 2019-2021



AVERAGE PRICE PER SQ. FT.

Q1-2021 vs. Q1-2020
↑(11.52%)

2021
\$523

2020
\$469

HOMES SOLD

Q1-2021 vs. Q1-2020
↑(32.13%)



STATE OF THE MARKET

0.8 month of inventory - a seller's market

(Based on Q1-2021 housing inventory. Seller's Market = 0 to 3 months inventory, Neutral Market = 3 to 6 months inventory, Buyer's Market = 6+ months inventory.)

